



4th International Robin Sequence Consensus Meeting



Thursday April 3
Friday April 4
2025

Imagine Institute
Necker University Hospital
24 boulevard du Montparnasse
75015 Paris, France

Preliminary **PROGRAM**

RELATIONS MÉDICALES
34 Grande Rue Charles de Gaulle
94130 NOGENT-SUR-MARNE
+33 (0)9 61 22 30 44
contact@relations-medicales.com

PARIS 2025 - Thursday April 3

4th International Consensus meeting on Robin sequence

Preliminary program



Véronique Abadie

Morning
9h00-13h00

Chairmans :
Jeanne Amiel
Hossein Khonsari



08h00 Opening of the conference.

08h30 Welcome and Introduction.
Véronique Abadie and the organization team.

08h40 Review from previous meetings and goals of the current meeting.
Corstiaan Breugem, Christopher Forrest and Kelly Evans, Christian Poets, Véronique Abadie.

Imaging in the diagnosis and treatment of RS: toward a consensus



Prenatal imaging.



09h00 Imaging criterias for prenatal screening of RS.
(speaker being identified)



09h20 Agreement between pre and post-natal diagnosis of RS : role of MRI and genetics.
Tiana Rasoarahona, Laurent Salomon, David Grevent, Jeanne Amiel, Tania Attié-Bitach, Véronique Abadie, Paris, pediatrics, obstetrics, genetics and radiology, Paris, France.



09h40 Is prenatal MRI useful for predicting neonatal distress and respiratory obstruction during the first semester of life ?
Maelys Leger, David Grevent, Briac Thierry, ENT pediatric radiologist, Paris, France.



10h00 Discussion and toward a consensus for prenatal strategies (imaging and genetics) when RS is prenatally suspected ?
Jeanne Amiel, Genetics, Paris, France.



10h30 Coffee break.



Post-natal imaging: interests and technics.



11h00 Classical radiography and CT scan in RS analysis.
(speaker being identified)



11h20 Photo 3D - Mandibular catch-up growth in Robin infants treated with the Tübingen Palatal Plate.
Cornelia Wiechers, Tübingen, Germany.



11h40 How facial landmarks and AI may help for phenotypic characterisation of RS: example for Stickler and Kabuki syndrome.
Hossein Khonsari, Quentin Hennoch, Olivier Lienhard, Paris, France.



12h15 4D TDM for dynamic upper airway evaluation in children with RS.
Michael Barbour, Seattle, USA.



12h45 Lunch on site (12h45 - 14h00).







PARIS 2025 - Thursday April 3

4th International Consensus meeting on Robin sequence

Preliminary program

After-noon
14h00-17h30

Chairman :
Corstiaan Breugem

-  14h00 Facial growth in RS, from infants to adolescents, long term outcome for patient treated with neonatal MDO.
Marcus Vinicius Martins Collares, Porto Alegre, Brazil.
-  14h20 Facial growth in RS, from infants to adults, impacts of non-invasive methods for treating respiratory obstruction.
Silvia Mueller-Hagedorn, Friburg, Germany.
-  14h40 Cephalometric Analyses on Craniofacial and Upper Airway Growth in Infants with Robin Sequence treated with Stanford Orthodontic Airway Plate: 1-Year Follow-Up.
HyeRan Choo, Stanford, US.
-  15h00 **Free communications.**
-  17h30 End of the day.
-  19h30 Gala dinner

PARIS 2025 - Friday April 4

4th International Consensus meeting on Robin sequence

Preliminary program

Respiratory evaluation and treatment.

Morning
09h00-13h00

Chairmans :
Brigitte Fauroux
Christian Poets



Evaluation of respiratory obstruction.

- 09h00 How to score breathing in children under one year of age : why is it a challenge.
Brigitte Fauroux, Paris, France.
- 09h30 How to score sleep studies in infants with Robin sequence : MOAI vs. MOAHI.
Christian Poets, Tubingen, Germany.
- 09h50 PSG vs sleep PG.
Laurianne Coutier, Lyon, France.
- 10h10 Sleep polysomnography vs gazometry .
Lucie Genet, Sonia Khirani, Brigitte Fauroux, Paris, France.
- 10h25 Difference in analyses and treatment of upper airway obstruction in Robin sequence
in different countries in Europe.
Nathaniel Sullivan and Corstiaan Breugem, Amsterdam, Nederlands.



10h45 Coffee break



Treatment.

- 11h15 Prone position in RS, theoretical aspects.
Catherine de Blacam, Ireland.
- 11h30 Sleep recording in prone versus supine position.
French group experience, Paris and Lyon.
- 11h40 TPP experience out of Germany : France and US.
Hye Ran Choo, Kelly Evans, Barbara Sheller, Agnès Giuseppi and Arnaud Callies.
- 12h00 NPT experience.
(UK experience, speaker being identified)
- 12h20 Place of CPAP in RS treatment.
Brigitte Fauroux, Paris.
- 12h40 Surgical experience : neonatal TLA and MDO for children with RS : advantages and
disadvantages,
Roberto Flores, NY USA.



13h00 Lunch on site (13h00-14h15)

PARIS 2025 - Friday April 4

4th International Consensus meeting on Robin sequence

Preliminary program

After-noon
14h15 - 17h00

Chairmans :
Arnaud Picard
Kelly Evans

- 14h15 Synthesis of the morning and ERN guidelines for respiration investigation and treatment
Eppo Wolvius, Nederlands.



Physiopathology, nutrition, surgery

- 14h45 Is the brainstem involved in RS ? Dysrobin
Laurianne Coutier, France.
- 15h00 Catch-up growth in Robin Sequence really matters .
Koen Joosten, Nederlands.
- 15h20 Functional Outcome after primary palatal surgery.
Arnaud Picard, Paris.
- 15h50 Risk of respiratory worsening after secondary pharyngoplasty.
Corstiaan Breugem, Amsterdam.
- 16h10 How to move forward in genetics exploration in isolated RS : help from families.
(speaker being identified).
- 16h25 Networks for Rare disease in different countries.
Model of France (Nicolas Leboulanger).
ERN CRANIO (Irene Matijsshen).
Other model.
- 17h00 Conclusion and perspectives.
- 17h30 End of the day.

